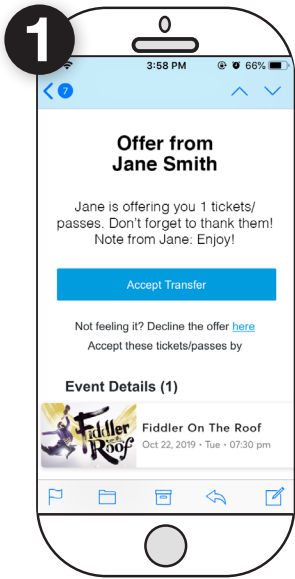


ACCEPT MOBILE TICKETS TRANSFERRED TO YOU



EMAIL NOTIFICATION

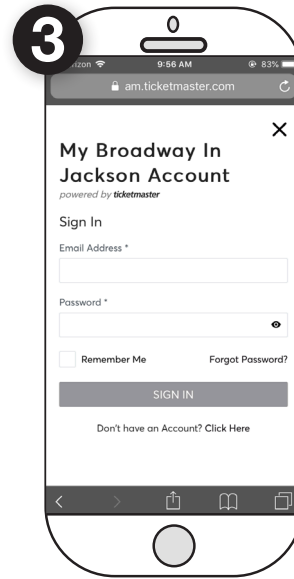
When someone sends you mobile tickets on AccountManager, you will receive an email notification of the offer.



GO TO ACCOUNTMANAGER ON YOUR MOBILE PHONE


On your mobile phone, visit this website: <https://am.ticketmaster.com/iaejackson/#/> And click "Sign In" in the upper right corner.

*Please Note: This cannot be a laptop, ipad, or tablet



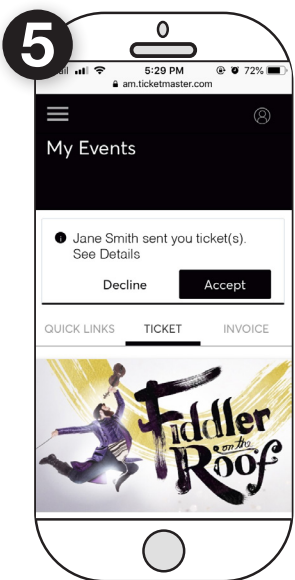
ENTER YOUR LOGIN INFORMATION

Enter the email address & password associated with your account and click "Sign In" If this is your first time logging in or you cannot remember your password, click "Forgot Password?" and follow the instructions to reset your password.



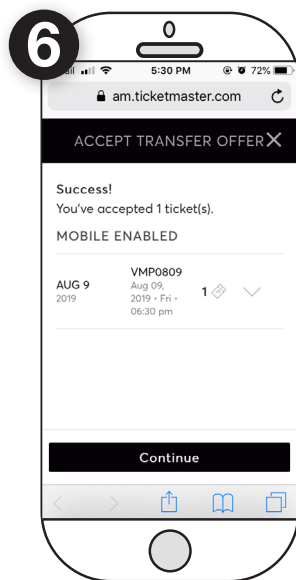
VIEW TICKETS AND EVENTS

To view tickets transferred to you, click on the three bars in the upper left corner and click on "My Events" from the dropdown menu.



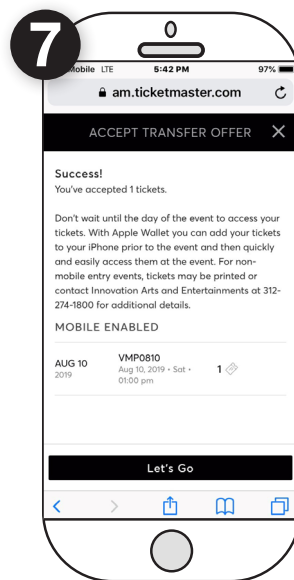
ACCEPT TRANSFERRED TICKETS

Your ticket offer will be listed at the top of this page. Select "Accept" to receive the ticket(s)



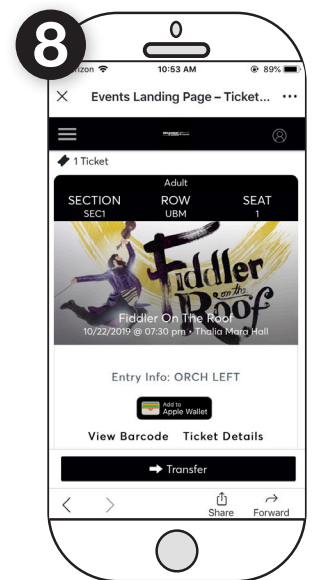
CONFIRMATION

After accepting the ticket offer, you will see a confirmation screen showing the ticket(s) that you've received. Click on the "Continue" button to view your seat location(s).



CONTINUE TO TICKETS

Once you've continued to the next page, you can review the accepted ticket event details. To view your seat locations and ticket barcode, click the "Let's Go" button.



VIEW TICKETS

After clicking "Let's Go", you will be able to view your ticket seat locations and barcode by selecting "View Barcode". If you received multiple tickets, you can swipe right to view the other tickets.

Transfers do not happen instantly. Please allow for a least 30 minutes for transfer to complete.