

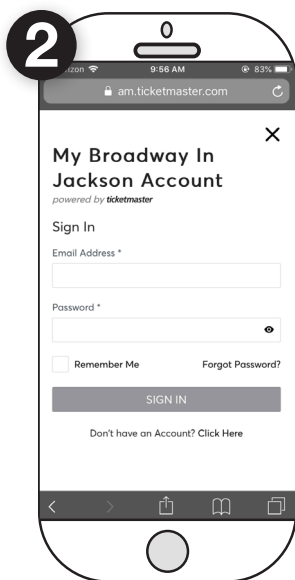
# VIEW TICKETS ON YOUR MOBILE PHONE



## GO TO ACCOUNTMANAGER ON YOUR MOBILE PHONE

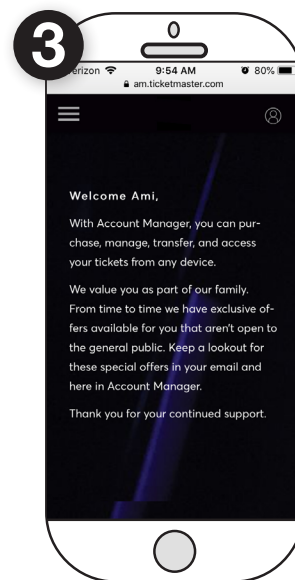
On your mobile phone, visit this website: <https://am.ticketmaster.com/iaejackson/#/> And click the "Sign In" button in the upper right corner.

\*Please Note: This cannot be a laptop, ipad, or tablet



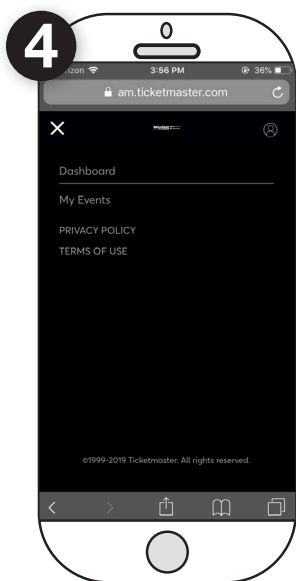
## ENTER YOUR LOGIN INFORMATION

Enter the email address & password associated with your account and click "Sign In". If this is your first time logging in or you cannot remember your password, click "Forgot Password?" and follow the instructions to reset your password.



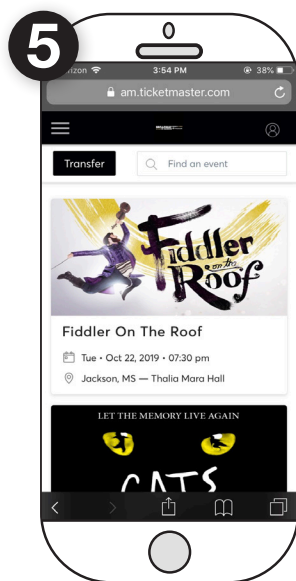
## WELCOME SCREEN

After you sign in, you will be brought to the welcome screen on the homepage of your Accountmanager.



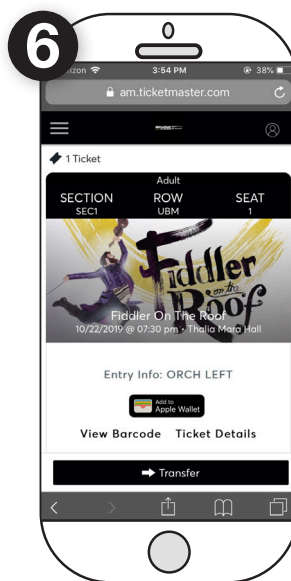
## VIEW EVENTS AND TICKETS

To view your tickets, click on the three bars in the upper left corner and click on "My Events" from the dropdown menu.



## EVENT LISTINGS

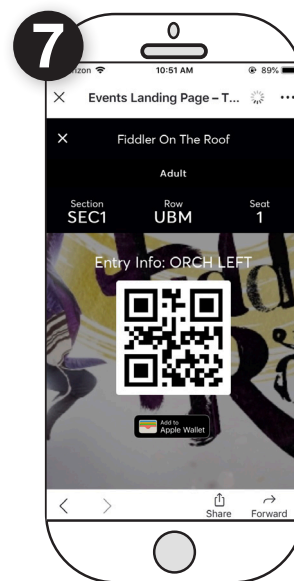
Here, you can view all of the events you have tickets for in the Live in Jackson series. If you are looking for a specific event, you can enter it into the search bar in the top right corner.



## VIEW TICKETS

Click on the specific event to see your tickets. You can also view your seat location on this page.

\*Please note: This page will not grant you entry to the event. You will need to pull up the barcode in order to enter.



## TICKET BARCODE

When it's time to enter your event, click the "View Barcode" button at the bottom of the screen and your scannable mobile ticket will appear.